

Department of International Services and Programs

Annual Report 2009

The Department of International Services and Programs (DISP) services the regional campuses, the law school, the school of social work and the international community at the Storrs campus. Our logs show that we received **5268 phone calls** and had **5939 visitors visit our center** from May 1, 2008 to April 30, 2009. This is an all time record high.

The census report for the fall 2008 indicated that we had 1675 students from 103 countries. A copy of the census report is enclosed. In addition to this number, we had 75 study abroad exchange students, 229 J-1 visiting scholars, 125 H-1B (Temporary Workers Specialty Occupation) and we help process 22 green card applications. With academic departments hiring more international faculty members, DISP was called upon to establish policies and procedures in the hiring practice. Bob Chudy, Director of DISP, along with Mihwa Lee, International adviser, are currently working on preparing employment business practices for the university

Arthur Galinat has significantly improved the quality and content of the DISP website. Our home page is user friendly and it is easier to navigate thru the various non-immigrant rules and regulations. In light of the ever changing rules and regulations, DISP initiated out-reach workshops and programs. DISP implemented and conducted 4 Workshops involving the employment of non-immigrant aliens. 56 administrative staff attended the H-1B workshops and 27 H-1B holders came to the H-1B orientation sessions. 54 UConn administrators attended the J electronic processing workshop and 102 J-1 visiting scholars attended our monthly J scholar orientations.

In addition, the DISP staff presented 12 F-1 bi-weekly workshops, 4 of these workshops covered curricular practical training topics and the other 8 workshops covered post completion practical training. 39 students attended the curricular practical sessions and 85 students attended post completion workshops. DISP conducted 9 International Student Orientation programs, in the fall and spring for both the Storrs campus and for the regional campuses. 300 international students attended these orientation sessions.

With respect to programming, the international center conducted no less than 32 coffee hours' with an average of 40 students attending per coffee hour. In addition, we had 12 other events ranging from four bus trips (Boston, New York, Newport and Wal-Mart in Willimantic) to holiday parties (Halloween and Holiday Decorating party) to our annual cultural parties (World Fest, International Education Week.). In addition, DISP working with the Asian American Cultural Center organized a Mumbai Candlelight vigil. Laurie Tompkins, the program assistant, has developed a special coffee hour series where campus leaders and staff talk about their programs. Topics ranged from all the cultural center directors talking about their programs to public safety officials talking about security on campus to student mental health staff talking about health issues to recreational staff talking about exercising and sports. The international women's group has expanded to 15 plus members and the UConn women's league group are very active with this group. A list of DISP's programs is attached.

Bob Chudy, Director presented two F-1 workshops at Manchester Community College, two sessions, with running the Silent Auction table. In the spring, Bob Chudy and Arthur Galinat presented at two different workshops and sessions at the NAFSA spring immigration workshop at Babson College in Wellesley, Massachusetts. In addition, Bob gave three Peace Corps presentations.

DISP was able to add a SEVIS coordinator, Arthur Galinat and one international adviser, Rae Barter. Ms. Barter is responsible for international undergraduates and the international students studying at the regional campuses. The office saw the departure of one staff member, Susanne Atrens.

Plans for 2009-10

Until the staffing needs of the department are met, DISP is handicapped in bringing quality service to our international population. The DISP staff will continue to work with our international student population...

Bob Chudy
Director

Mihwa Lee
International Adviser

Rae Barter
International Adviser

Arthur Galinat
SEVIS Coordinator

Dana Foster
Office Manager

Sylvia Waller
Administrative Specialist

Laurie Tompkins
Program Assistant

Appendix A

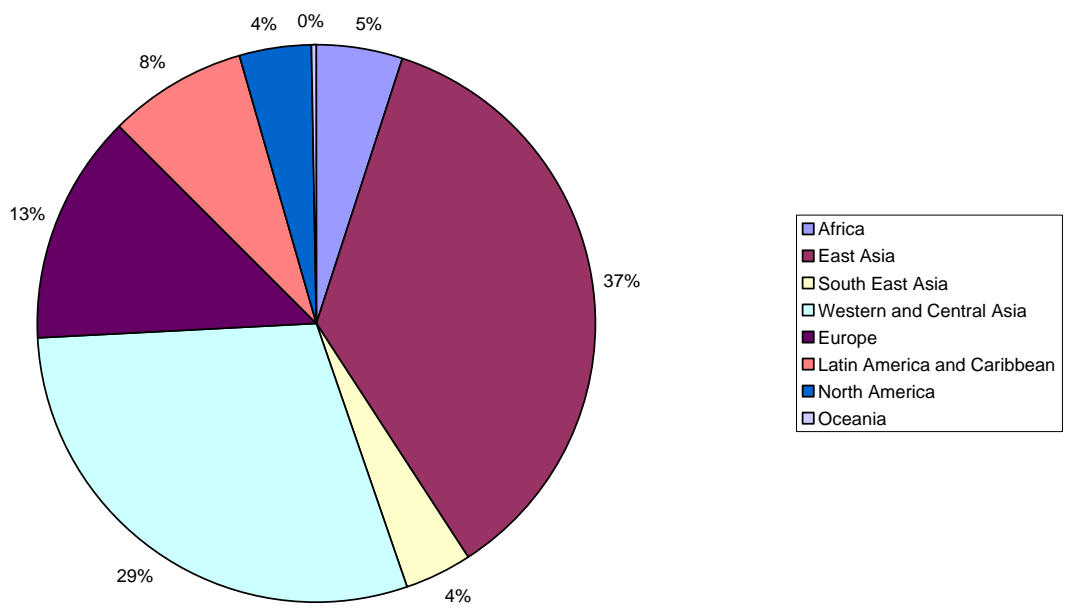
Total International Student Enrollment by Country and Region

AFRICA		Jordan	2
Benin	1	Kuwait	1
Cameroon	1	Kyrgyzstan	1
Egypt	9	Lebanon	5
Eritrea	1	Nepal	17
Ethiopia	4	Oman	1
Ghana	7	Pakistan	11
Kenya	12	Saudi Arabia	9
Mali	1	Sri Lanka	26
Morocco	1	Turkey	78
Nigeria	20	United Arab Emirates	1
Rwanda	1	Uzbekistan	1
Senegal	2	Yemen	1
South Africa	3	Total Western and Central Asia	420
Tanzania, United Republic of	2	EUROPE	
Uganda	3	Albania	3
Zimbabwe	3	Austria	1
Total Africa =	71	Belarus	1
EAST ASIA		Belgium	2
China	368	Bosnia and Herzegovina	1
Hong Kong	2	Bulgaria	5
Japan	18	Croatia	2
Korea (ROK)	79	Czech Republic	1
Korea (DPR)	2	Denmark	2
Taiwan	44	Finland	1
Total East Asia	513	France	21
SOUTH EAST ASIA		Germany	46
Indonesia	4	Greece	8
Malaysia	6	Hungary	3
Myanmar (Burma)	1	Ireland	5
Philippines	14	Italy	11
Singapore	5	Lithuania	1
Thailand	13	Macedonia	1
Viet Nam	12	Netherlands	7
Total South East Asia	55	Norway	2
WESTERN and CENTRAL ASIA		Poland	7
Afghanistan	1	Romania	6
Armenia	2	Russian Federation	10
Bangladesh	3	Serbia	8
Cyprus	4	Spain	8
India	232	Sweden	4
Iran	17	Switzerland	5
Israel	7	Ukraine	6
		United Kingdom	11
		Total Europe	189

LATIN AMERICA and CARIBBEAN			
Antigua and Barbuda	1	Panama	1
Argentina	6	Peru	6
Bahamas	1	Saint Lucia	1
Barbados	3	Trinidad and Tobago	5
Bolivia	1	Uruguay	2
Brazil	21	Venezuela	4
Chile	5	Total Latin America and Caribbean	116
Colombia	19		
Ecuador	6	NORTH AMERICA	
El Salvador	1	Canada	57
Guatemala	1	Total North America	57
Guyana	2		
Haiti	1	OCEANIA	
Honduras	1	Australia	4
Jamaica	13	New Zealand	1
Mexico	15	Total Oceania	5

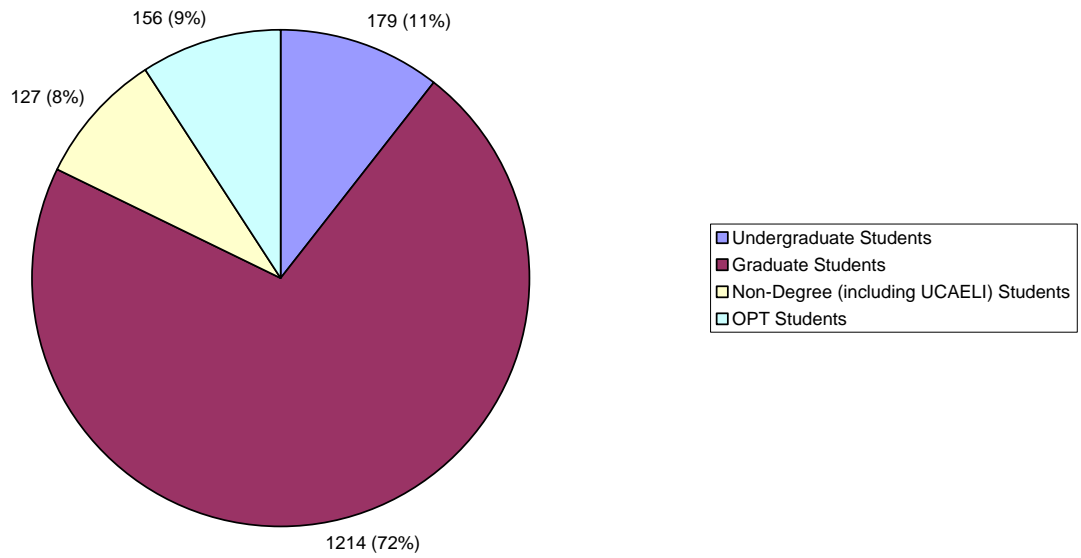
Appendix B

Total Student Population by World Region



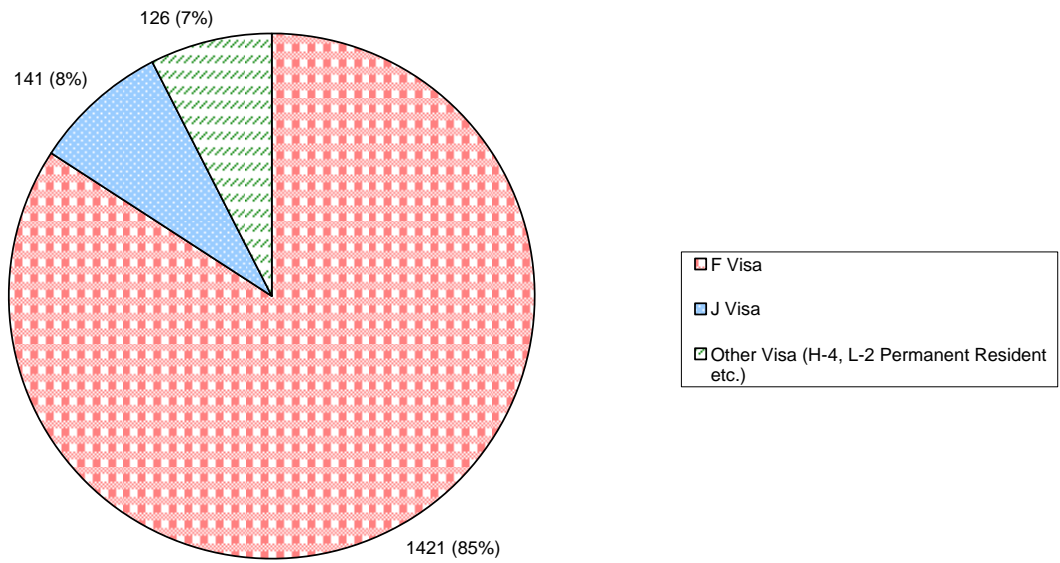
Appendix C

Total International Enrollment by Degree Level FY2009



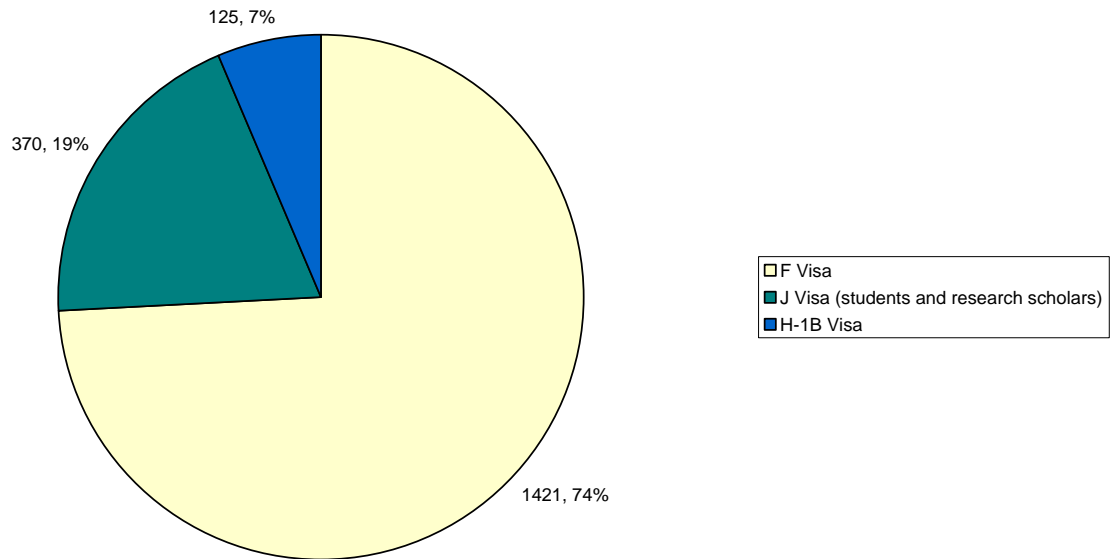
Appendix D

Total International Student Population by Visa Type



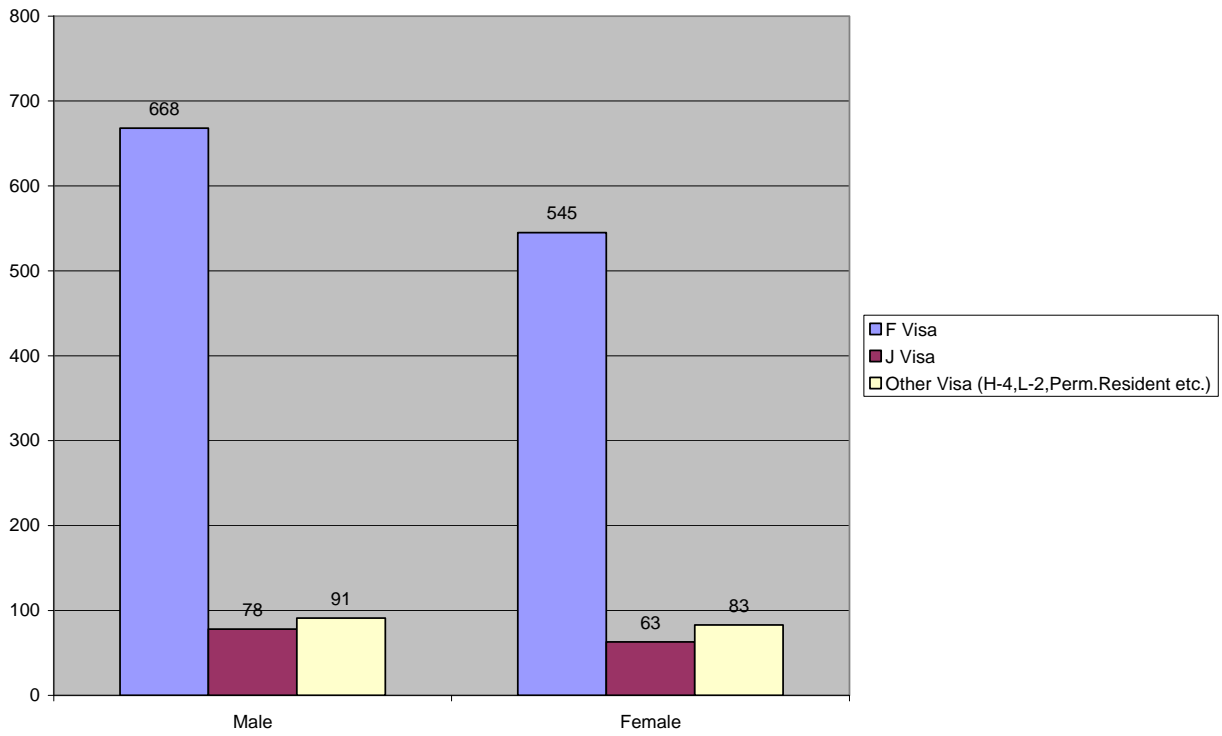
Appendix – E

Total International Population Served by DISP



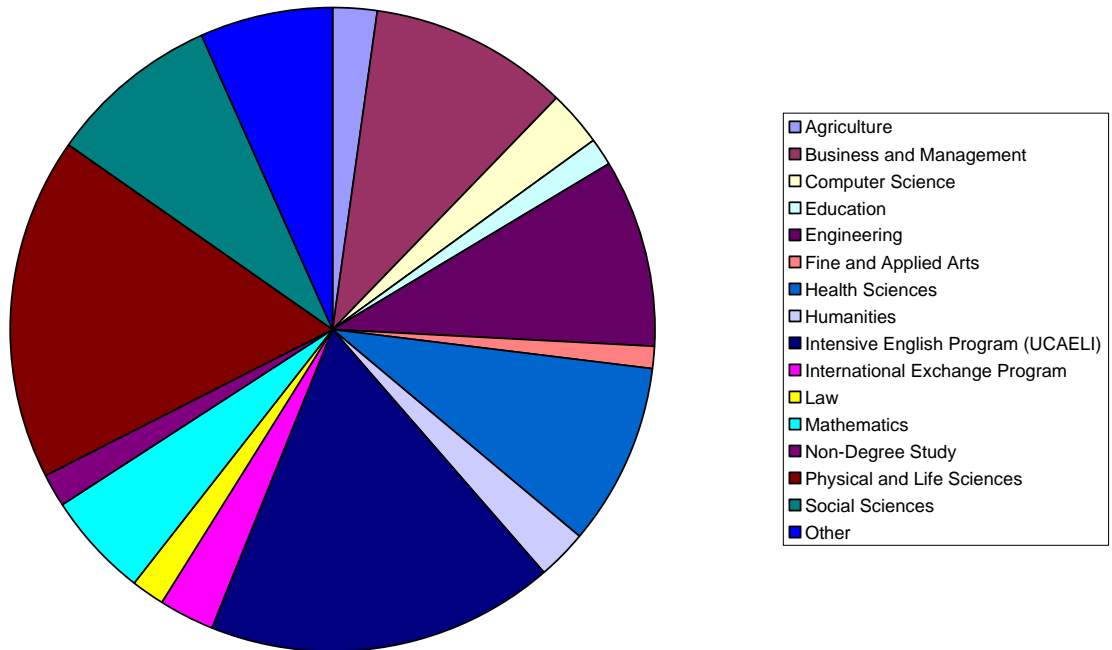
Appendix F

Total International Enrollment by Gender and Visa Type



Appendix G

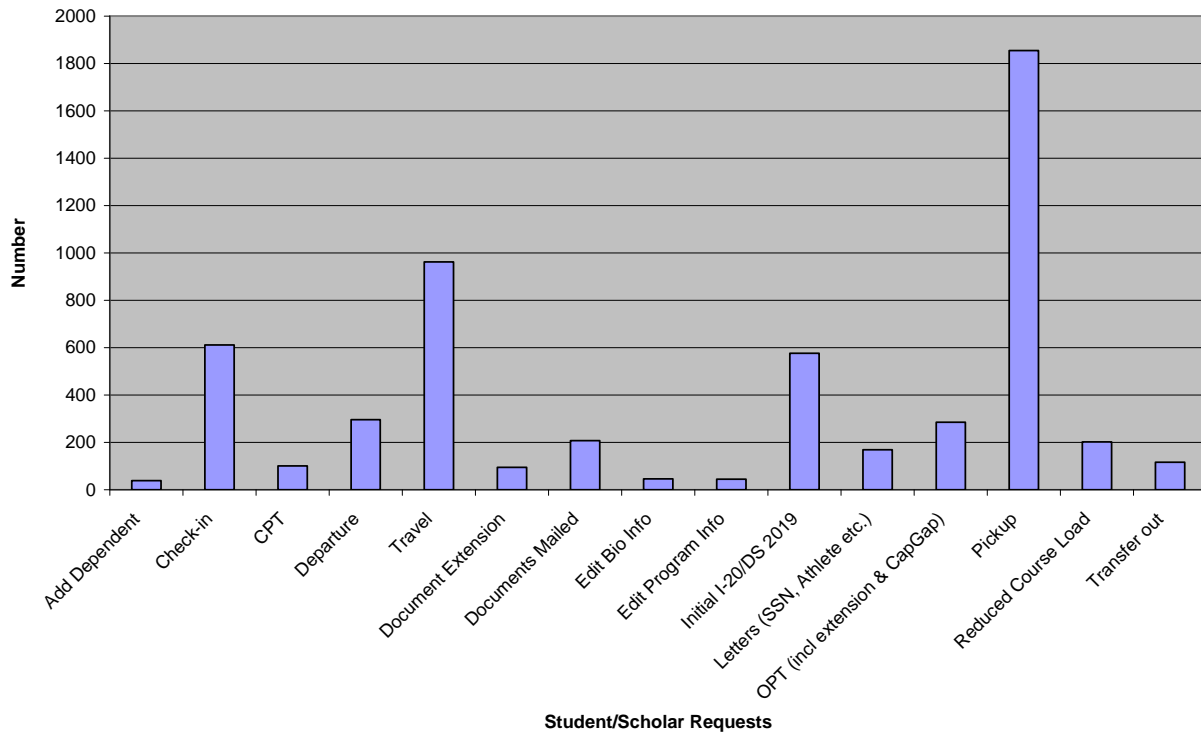
Total International Student Enrollment by Area of Study



Agriculture	43
Business and Management	189
Computer Science	56
Education	26
Engineering	182
Fine and Applied Arts	20
Health Sciences	175
Humanities	50
Intensive English Program (UCAELI)	337
International Exchange Program	50
Law	33
Mathematics	101
Non-Degree Study	35
Physical and Life Sciences	330
Social Sciences	165
Other	127

Appendix H

Front Desk Business Transactions



Appendix I

Front Desk Traffic: Total Phone Calls and Walk-in Visitors

